


Level II study guide for written work

Keys: Major F C G D A E

Spell scales ascending one octave: F _____; C _____
 G _____; D _____; A _____; E _____

Spell five-note major scales: F _____; C _____; G _____; D _____
 A _____; E _____

Notate tonic and dominant triads ; example

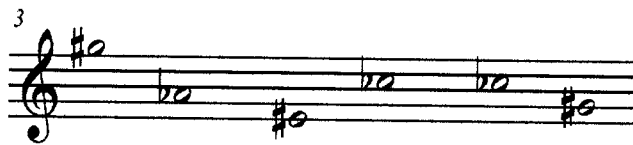



F: I V C: I V G: I V D: I V A: I V E: I V


Identify notes on grand staff:



Identify sharps, flat, naturals:




notate intervals



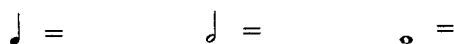
2nd up 3rd down 5th up 2nd down 4th up 3rd down 4th up 2nd down 5th down 4th do

Level II study guide page 2

Properly place quarter, half and whole rests:




Write correct rest to match note value:



Terms to define: **mezzo piano, mp** = moderately soft. **tempo** = speed of the beat of a composition
crescendo, cres. (<) = gradually becoming louder. **tie** = a curved line connecting two notes
mezzo forte, mf = moderately loud. **pianissimo, pp** = very soft.
fortissimo, ff = very loud. **decrescendo, diminuendo, dim. (>)** = gradually becoming softer.
Da Capo al Fine, D.C. al Fine = return to the beginning and play to the end (Fine)

Play tonic major triads, four octaves, hand-over, hand, ascending and descending arpeggios.



Quick Guide to Scale Fingerings

Scale	Fingering	
Major — C, G, D, A, E minor — a, e, d, g, c	R.H. 12312345 L.H. 54321321	
B Major b minor	R.H. 12312345 L.H. 43214321	
F# (Gb) Major	R.H. 23412312 L.H. 43213214	
F Major f minor	R.H. 12341234 L.H. 54321321	
Bb Major	R.H. 41231234 L.H. 32143213	
Eb Major	R.H. 31234123 L.H. 32143213	
Ab Major	R.H. 34123123 L.H. 32143213	
Db (C#) Major	R.H. 23123412 L.H. 32143213	
f# minor	R.H. 34123123 L.H. 43213214	R.H. ascending melodic 34123412
c# minor	R.H. 34123123 L.H. 32143213	R.H. ascending melodic 34123412
g# minor	R.H. 34123123 L.H. 32143213	L.H. descending melodic 34123123
d# (eb) minor	R.H. 31234123 L.H. 21432132	
bb (a#) minor	R.H. 41231234 L.H. 21321432	

Rules Regarding Use of the 4th Finger:

The 4th finger only plays once in each octave, except for B and F major and minor.
The 4th finger of the R.H. always plays Bb if there is a Bb in the scale.